



High performance and long-term reliability

Assembly "snap-on" DIN rail (EN50022)

ANALOG output

Configuration and calibration from the front panel executable with certificates of transducers, or with dead weights

2 logic inputs and 2 relay outputs

Serial RS232 output, ASCII protocols and Modbus RTU

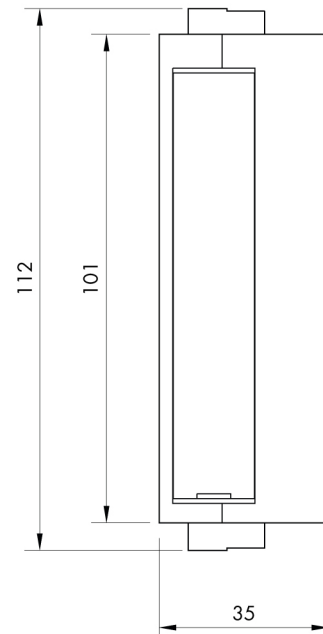
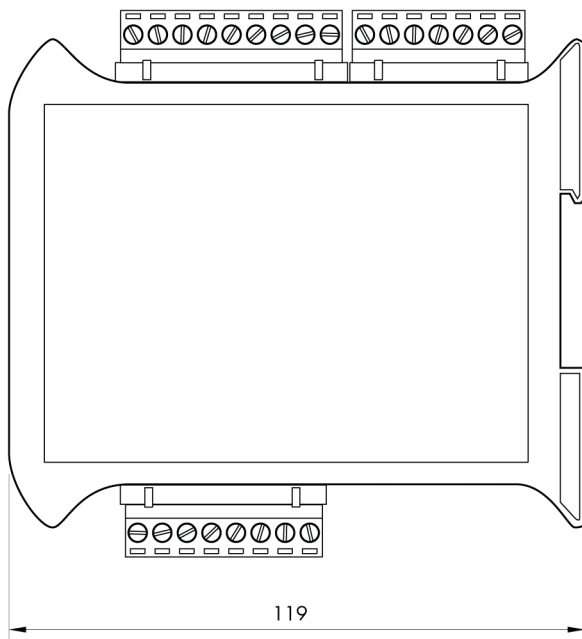

The dimensions of width contained allow to place a large number of transmitters within the electrical panels automation

Interfacing with intrinsically safe barriers for use in hazardous areas

TECHNICAL CHARACTERISTICS DAT 100/ANALOG

Trasducer input voltage:	4 V (max 4 cells 350 Ohm)
Measuring range:	-4 ÷ +4 mV/V
Rated load (R.L.):	0.02 V/division
Linearity:	< 0.01% FS
Gain drift:	< 0.001% FS/°C
Display:	5 digit, red LED (7 segments), h 7 mm
LED status:	2 red
D/A convertitor:	24 bit
Internal resolution:	16.000.000 counts
Visible resolution:	60.000 division visible on net weight
Divisions value (adjustable):	0.001 ÷ 50
Filter:	0.2 ÷ 25 Hz adjustable
Keyboard:	3 mechanic buttons (under the red window)
Tool voltage:	24 V c.c. ±10% – power 2 W
Temperature range:	-10 ÷ +50°C
Storage Temperature:	-20 ÷ +60°C
Logic output:	2 Solid-state relays, (maximum load 24 Vdc / 100 mA each)
Logic input:	2 optoisolated 24 V c.c. PNP (External voltage)
Serial door:	RS232C half duplex with ASCII or Modbus RTU protocol, RS485 full duplex with ASCII or Modbus RTU protocol
Baud rate:	2400 ÷ 115200 adjustable
Trasmission distance:	15 m
Analogic output:	16 Bit optoisolated
Tension:	0 ÷ 5/10V (R min 10 K Ohm)
Current:	0/4 ÷ 20mA (R max 300 Ohm)
Linearity:	< 0.03% FS
Gain drift:	< 0.002% FS
Regulatory compliance:	EN61000-6-2, EN61000-6-3 for EMC; EN61010-1 for electrical security
Electrical connection:	Terminal screw pass 5.08 mm





SCIGATE AUTOMATION (S) PTE LTD

No.1 Bukit Batok Street 22 #01-01 Singapore 659592
 Tel: (65) 6561 0488 Fax: (65) 6562 0588
 Email: sales@scigate.com.sg Web: www.scigate.com.sg

Business Hours: Monday - Friday 8.30am - 6.15pm

